

# DURAMOV® Plastic Cable Carriers

DURAMOV® 塑料电缆拖链

## C03H 高强度电缆拖链 High-strength cable carriers

C03H高强度电缆拖链是基于C03电缆拖链的改进版本。高强度材料结合稳固的结构设计使得C03H具有更高的承载能力，特殊横杆设计赋予了拖链内宽尺寸高自由度选择。

C03H high-strength cable carrier is an improved version based on C03 cable carrier. High-strength materials and stable structural design for C03H higher load performance. The special crossbar design allows the inner width of the carrier to be freely defined.



可从两侧打开  
Openable from both sides



阻燃等级 Flammability Class  
UL94 HB



符合CE 标准 certification



RoHS认证 certification

多个固定方向  
Multiple fixing directions

可选配去分隔片  
With separators are available

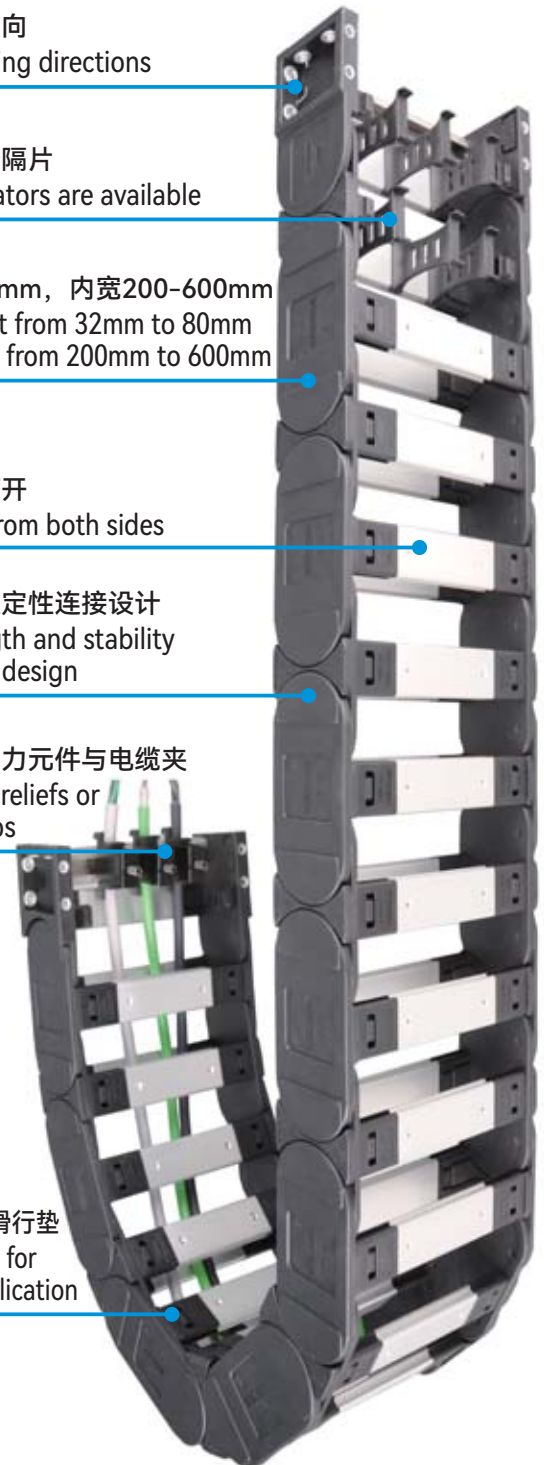
内高32-80mm，内宽200-600mm  
Inner height from 32mm to 80mm  
Inner width from 200mm to 600mm

可从两侧打开  
Openable from both sides

高强度与稳定性连接设计  
High strength and stability  
connection design

可选配去应力元件与电缆夹  
With strain reliefs or  
cable clamps

长行程拖行滑行垫  
Sliding pads for  
draging application



C03H

DURAMOV®

www.csb-ep.com  
sales@csb-ep.com

电话: 0573 84186133/84185527  
Tel: 0086 573 84187009

## 标准尺寸 Standard dimensions

高强度电缆拖链 High-strength cable carriers	产品编码 Part No.	内宽 Bi Inner width [mm]	外宽 Ba Outer width [mm]	内高 Hi Inner height [mm]	外高 Ha Outer height [mm]	弯曲半径 R Bend radius [mm]	架空长度 Unsupported length [m]	页码 Page
	C03H.32	200-400	223-423	32	54	63-300	≤3.0	P82
	C03H.42	200-400	226-426	42	64	75-350	≤4.2	P86
	C03H.56	200-600	234-634	56	84	135-500	≤5.0	P90
	C03H.80	200-600	248-648	80	108	150-500	≤5.8	P94

## 安装说明 Installation



并排排列两个内侧链接并附加一个外侧链接  
Line up two inner side links side by side.  
Attach an outer side link between



推入与销卡合  
Push, click and snap in pin



横杆安装-从一侧卡入  
Assemble crossbars - push down and snap from one side



按压横杆卡入到位  
Press crossbar and snap in place



拆卸横杆  
Remove crossbars  
Insert screwdriver into the slot. Using a lever action, release the crossbars

## 典型适用行业和应用 Typical Applicable Industries and Applications

- 重型应用
- 通用机械
- 户外设备
- 制冷工程
- 工程机械
- 石材切割机
- 长行程拖行应用
- High-load applications
- General mechanical
- Outdoor equipments
- Refrigeration engineering
- Construction machinery
- Stone cutting machines
- Long travel and sliding applications

# DURAMOV® Plastic Cable Carriers

## DURAMOV® 塑料电缆拖链

### C03H.32 高强度电缆拖链 High-strength cable carriers



### 标准尺寸 Standard dimensions

产品编码 Part No.	内宽 Bi		外宽 Ba		内高 Hi		外高 Ha		弯曲半径 R						重量
	Inner width [mm]	Outer width [mm]	Inner height [mm]	Outer height [mm]	Bend radius [mm]						Weight [kg/m]				
C03H.32.200.R	200	223	32	54	063	075	100	125	150	175	200	225	250	300	4.31
C03H.32.212.R	212	235	32	54	063	075	100	125	150	175	200	225	250	300	4.49
C03H.32.225.R	225	248	32	54	063	075	100	125	150	175	200	225	250	300	4.68
C03H.32.237.R	237	260	32	54	063	075	100	125	150	175	200	225	250	300	4.85
C03H.32.250.R	250	273	32	54	063	075	100	125	150	175	200	225	250	300	5.04
C03H.32.262.R	262	285	32	54	063	075	100	125	150	175	200	225	250	300	5.22
C03H.32.275.R	275	298	32	54	063	075	100	125	150	175	200	225	250	300	5.40
C03H.32.287.R	287	310	32	54	063	075	100	125	150	175	200	225	250	300	5.58
C03H.32.300.R	300	323	32	54	063	075	100	125	150	175	200	225	250	300	5.77
C03H.32.312.R	312	335	32	54	063	075	100	125	150	175	200	225	250	300	5.94
C03H.32.325.R	325	348	32	54	063	075	100	125	150	175	200	225	250	300	6.13
C03H.32.337.R	337	360	32	54	063	075	100	125	150	175	200	225	250	300	6.31
C03H.32.350.R	350	373	32	54	063	075	100	125	150	175	200	225	250	300	6.50
C03H.32.362.R	362	385	32	54	063	075	100	125	150	175	200	225	250	300	6.67
C03H.32.375.R	375	398	32	54	063	075	100	125	150	175	200	225	250	300	6.86
C03H.32.387.R	387	410	32	54	063	075	100	125	150	175	200	225	250	300	7.03
C03H.32.400.R	400	423	32	54	063	075	100	125	150	175	200	225	250	300	7.22

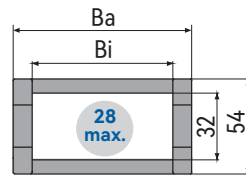
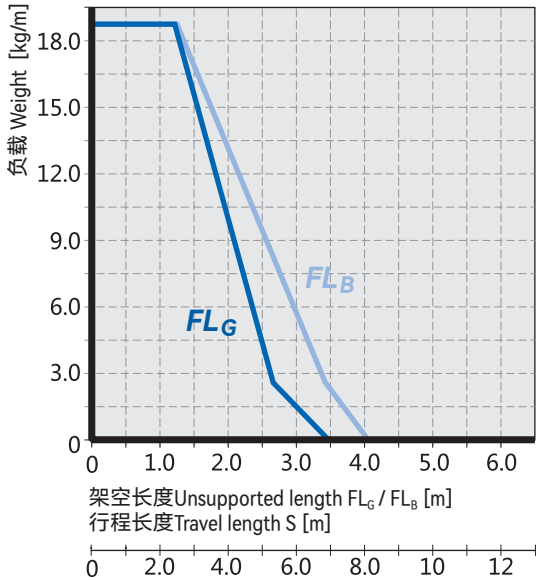
C03H.32

DURAMOV®

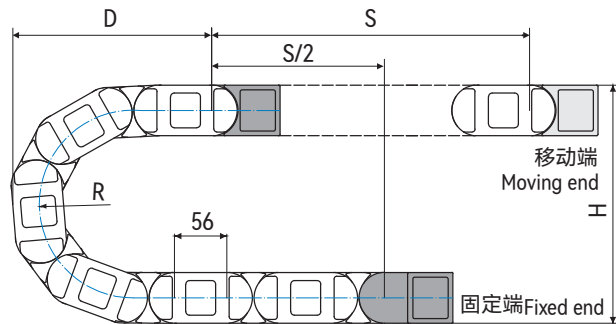
www.csb-ep.com  
sales@csb-ep.com

电话: 0573 84186133/84185527  
Tel: 0086 573 84187009

## 安装尺寸 Installation dimensions



内高 Inner height  $B_i$ : 32mm  
 节距 Link pitch  $T$ : 56mm  
 链节数 Link quantity: 18pcs/m  
 安装高度 Clearance height  $H_f$ :  $H+40$ mm  
 拖链长度 Carrier length:  $S/2+K$



\*如果架空长度超限,拖链自滑行需要采用导向槽P84.  
 If the unsupported length is exceeded, the cable carrier must glide on itself. This requires a guide trough P84.

R	063	075	100	125	150	175	200	225	250	300
H	180	204	254	301	354	404	454	494	554	654
D	174	186	211	236	261	286	311	331	361	411
K	310	350	430	505	585	665	745	805	900	1055

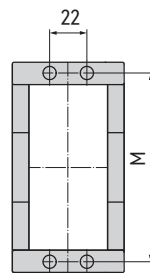
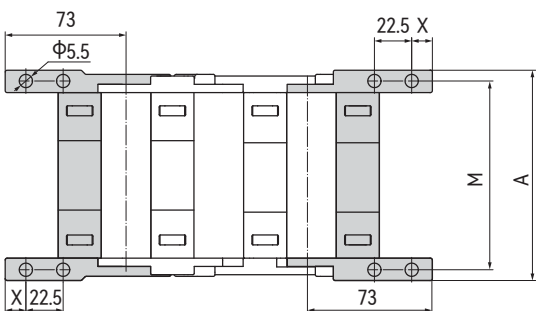


\*可S型站立  
 \*S-shaped Standing

实际安装高度 The required clearance height:  $H_f=H+40$ mm (负载 Fill weight 2.5kg/m)

## 拖链接头尺寸 Mounting bracket dimensions

0: 固定端 Fixed end      1: 移动端 Moving end



产品编码 Part No.:  
**C03H.32.050.01.P.C.TE**



- 去应力件 Tiewrap elements
- C型槽材料 C-profile material
- C: 镀锌钢 Galvanized steel
- E: 不锈钢 Stainless steel
- P: 摆动设计 Pivoting
- L: 固定设计 Locking
- 固定端+移动端 Fixed end + Moving end
- 拖链内宽 Inner width
- 拖链内高 Inner height
- 拖链系列 Carrier series

# DURAMOV® Plastic Cable Carriers

## DURAMOV® 塑料电缆拖链

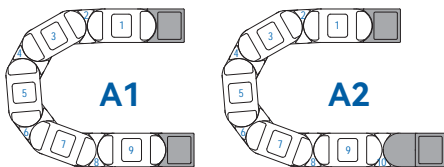
DURAMOV® C03H.32

www.csb-ep.com  
sales@csb-ep.com

电话: 0573 84186133/84185527  
Tel: 0086 573 84187009

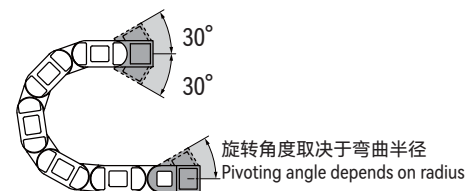
产品编码 (固定) Part No. Locking	产品编码 (摆动) Part No. Pivoting	拖链内宽 Inner width Bi [mm]	A [mm]	X [mm]	M [mm]	去应力件 Tiewrap elements [pcs]
C03H.32.200.01.L.C.TE	C03H.32.200.01.PC.TE	200	227	12.5	214	13
C03H.32.212.01.L.C.TE	C03H.32.212.01.PC.TE	212	239	12.5	226	14
C03H.32.225.01.L.C.TE	C03H.32.225.01.PC.TE	225	252	12.5	239	15
C03H.32.237.01.L.C.TE	C03H.32.237.01.PC.TE	237	264	12.5	251	15
C03H.32.250.01.L.C.TE	C03H.32.250.01.PC.TE	250	277	12.5	264	16
C03H.32.262.01.L.C.TE	C03H.32.262.01.PC.TE	262	289	12.5	276	17
C03H.32.275.01.L.C.TE	C03H.32.275.01.PC.TE	275	302	12.5	289	18
C03H.32.287.01.L.C.TE	C03H.32.287.01.PC.TE	287	314	12.5	301	19
C03H.32.300.01.L.C.TE	C03H.32.300.01.PC.TE	300	327	12.5	314	20
C03H.32.312.01.L.C.TE	C03H.32.312.01.PC.TE	312	339	12.5	326	20
C03H.32.325.01.L.C.TE	C03H.32.325.01.PC.TE	325	352	12.5	339	21
C03H.32.337.01.L.C.TE	C03H.32.337.01.PC.TE	337	364	12.5	351	22
C03H.32.350.01.L.C.TE	C03H.32.350.01.PC.TE	350	377	12.5	364	23
C03H.32.362.01.L.C.TE	C03H.32.362.01.PC.TE	362	389	12.5	376	24
C03H.32.375.01.L.C.TE	C03H.32.375.01.PC.TE	375	402	12.5	389	25
C03H.32.387.01.L.C.TE	C03H.32.387.01.PC.TE	387	414	12.5	401	25
C03H.32.400.01.L.C.TE	C03H.32.400.01.PC.TE	400	427	12.5	414	26

### 接头安装方式 Mounting bracket installation optional



\*C03H.32拖链接头安装方式示意图 Possible installation configurations  
\*接头安装方式取决于链节数是奇数还是偶数: 奇数为A1, 偶数为A2  
Depending on the number of links is odd or even. A1 for odd-numbered links and A2 for even-numbered links.

### C03H.32.Bi.01.PC



\*推荐架空长行程拖行应用  
For unsupported and gliding applications

## 附件 Accessories

		<b>C03竖分隔片</b> Vertical separators 产品编码Part No.: SV.C03.32 *详情Product information: P89		<b>C03 C型支架 C-profile brackets</b> *详情Product information: P95		<b>C03消除应力元件 Tiewrap elements</b> *详情Product information: P96
		<b>横分隔片</b> Horizontal separators 产品编码Part No.: SH.03.12.000 *详情Product information: P92		<b>电缆夹 Cable clamp</b> *详情Product information: P97		<b>C03滑行垫 Sliding pads for cable carriers</b> *详情Product information: P91
	<b>BL01波纹管 Bellows</b> *详情Product information: P98			<b>BL01波纹管支架 Brackets</b> *详情Product information: P11		

## ① 技术参数 Installation dimensions

	架空长度 Unsupported length	≤ 3.0m	速度/加速度 Speed / acceleration FL <sub>G</sub>	≤ 10 [m/s] / 50 [m/s <sup>2</sup> ]
	滑行距离 Sliding length	≤ 50m	速度/加速度 Speed / acceleration FL <sub>B</sub>	≤ 3 [m/s] / 6 [m/s <sup>2</sup> ]
	竖直悬挂 Vertical hanging	≤ 30m	滑行速度/加速度 Sliding speed / acceleration	≤ 4 [m/s] / 25 [m/s <sup>2</sup> ]
	垂直站立 Vertical standing	≤ 2.5m	允许温度 Permitted temperature	-40°C ~ 120°C
	侧向架空 Side-unsupported length	≤ 2.0m	阻燃等级 Flammability Class	UL94 HB

## 🛒 预装拖链订购编码 Order code for pre-assembled cable carriers

拖链本体 Body					选配 Optional	附件 Accessories			
<b>C03H . 32 . 200 . 075 . 020 .</b>					<b>A1LC</b>	<b>SV0203 . SH01 . SP . TE</b>			
拖链系列 Carrier series	内高 Inner height	内宽 Inner width	弯曲半径 Bend radius	链节数量 Link quantity	接头与安装形式 Mounting bracket & installation type	竖分隔片 Vertical separators	横分隔片 Horizontal separators	滑行垫 Sliding pads for cable carriers	去应力件 Tie-wrap elements
						①	②		

① SV0203: 每间隔2pcs空链节安装3pcs竖分隔片 Install 3pcs vertical separators every other 2pcs blank links

② SH01: 横分隔件1pc 默认安装中间孔位 Horizontal separator 1pc installed in the middle hole



# DURAMOV® Plastic Cable Carriers

## DURAMOV® 塑料电缆拖链

### C03H.42 高强度电缆拖链 High-strength cable carriers



### 标准尺寸 Standard dimensions

产品编码 Part No.	内宽 Bi		外宽 Ba		内高 Hi		外高 Ha		弯曲半径 R						重量
	Inner width [mm]	Outer width [mm]	Inner height [mm]	Outer height [mm]	Bend radius [mm]						Weight [kg/m]				
C03H.42.200.R	200	226	42	64	075	100	125	150	175	200	250	300	350	4.43	
C03H.42.212.R	212	238	42	64	075	100	125	150	175	200	250	300	350	4.58	
C03H.42.230.R	230	256	42	64	075	100	125	150	175	200	250	300	350	4.80	
C03H.42.237.R	237	263	42	64	075	100	125	150	175	200	250	300	350	4.88	
C03H.42.250.R	250	276	42	64	075	100	125	150	175	200	250	300	350	5.04	
C03H.42.262.R	262	288	42	64	075	100	125	150	175	200	250	300	350	5.18	
C03H.42.280.R	280	306	42	64	075	100	125	150	175	200	250	300	350	5.40	
C03H.42.290.R	290	316	42	64	075	100	125	150	175	200	250	300	350	5.53	
C03H.42.300.R	300	326	42	64	075	100	125	150	175	200	250	300	350	5.65	
C03H.42.312.R	312	338	42	64	075	100	125	150	175	200	250	300	350	5.79	
C03H.42.325.R	325	351	42	64	075	100	125	150	175	200	250	300	350	5.95	
C03H.42.337.R	337	363	42	64	075	100	125	150	175	200	250	300	350	6.10	
C03H.42.350.R	350	376	42	64	075	100	125	150	175	200	250	300	350	6.26	
C03H.42.362.R	362	388	42	64	075	100	125	150	175	200	250	300	350	6.40	
C03H.42.375.R	375	401	42	64	075	100	125	150	175	200	250	300	350	6.56	
C03H.42.387.R	387	413	42	64	075	100	125	150	175	200	250	300	350	6.71	
C03H.42.400.R	400	426	42	64	075	100	125	150	175	200	250	300	350	6.86	

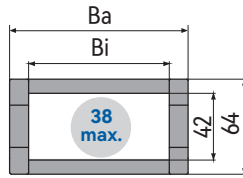
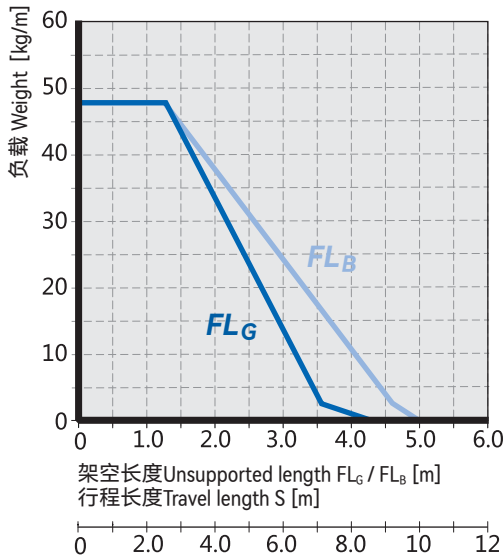
C03H.42

DURAMOV®

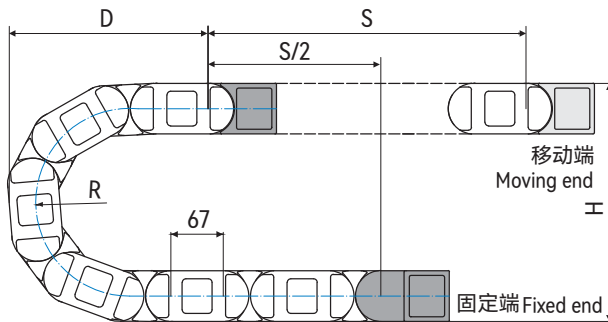
www.csb-ep.com  
sales@csb-ep.com

电话: 0573 84186133/84185527  
Tel: 0086 573 84187009

## 安装尺寸 Installation dimensions



内高 Inner height  $B_i$ : 42mm  
 节距 Link pitch T: 67mm  
 链节数 Link quantity: 15pcs/m  
 安装高度 Clearance height  $H_f$ :  $H+40$ mm  
 拖链长度 Carrier length:  $S/2+K$



\*如果架空长度超限,拖链自滑行需要采用导向槽P84.  
 If the unsupported length is exceeded, the cable carrier must glide on itself. This requires a guide trough P84.

R	075	100	125	150	175	200	250	300	350
H	214	264	314	364	414	464	564	664	764
D	208	233	258	283	308	333	383	433	483
K	370	450	530	610	685	765	920	1080	1235

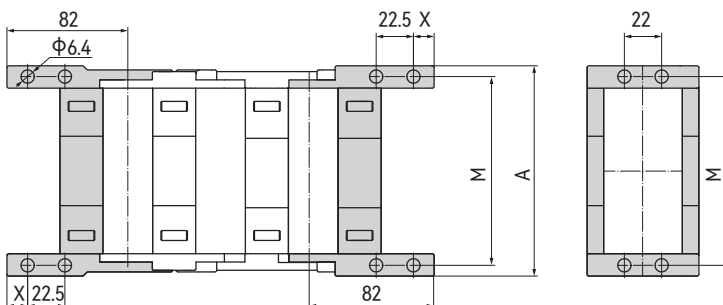


\*S型站立  
 \*S-shaped Standing

实际安装高度 The required clearance height:  $H_f=H+40$ mm (负載 Fill weight 2.5kg/m)

## 拖链接头尺寸 Mounting bracket dimensions

0:固定端 Fixed end      1:移动端 Moving end



产品编码 Part No.:  
**C03H.42.050.01.P.C.TE**



- 去应力件 Tiewrap elements
- C型槽材料 C-profile material
- C: 镀锌钢 Galvanized steel
- E: 不锈钢 Stainless steel
- P: 摆动设计 Pivoting
- L: 固定设计 Locking
- 固定端+移动端 Fixed end + Moving end
- 拖链内宽 Inner width
- 拖链内高 Inner height
- 拖链系列 Carrier series



# DURAMOV® Plastic Cable Carriers

## DURAMOV® 塑料电缆拖链

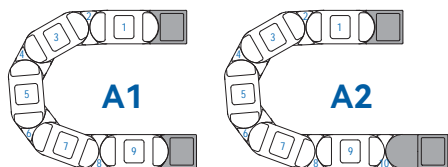
DURAMOV® C03H.42

www.csb-ep.com  
sales@csb-ep.com

电话: 0573 84186133/84185527  
Tel: 0086 573 84187009

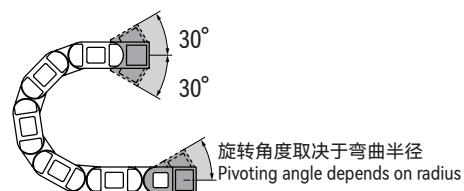
产品编码 (固定) Part No. Locking	产品编码 (摆动) Part No. Pivoting	拖链内宽 Inner width Bi [mm]	A [mm]	X [mm]	M [mm]	去应力件 Tiewrap elements [pcs]
C03H.42.200.01.L.C.TE	C03H.42.200.01.PC.TE	200	227	15	216	13
C03H.42.212.01.L.C.TE	C03H.42.212.01.PC.TE	212	239	15	228	14
C03H.42.230.01.L.C.TE	C03H.42.230.01.PC.TE	230	257	15	246	15
C03H.42.237.01.L.C.TE	C03H.42.237.01.PC.TE	237	264	15	253	15
C03H.42.250.01.L.C.TE	C03H.42.250.01.PC.TE	250	277	15	266	16
C03H.42.262.01.L.C.TE	C03H.42.262.01.PC.TE	262	289	15	278	17
C03H.42.280.01.L.C.TE	C03H.42.280.01.PC.TE	280	307	15	296	18
C03H.42.290.01.L.C.TE	C03H.42.290.01.PC.TE	290	317	15	306	19
C03H.42.300.01.L.C.TE	C03H.42.300.01.PC.TE	300	327	15	316	20
C03H.42.312.01.L.C.TE	C03H.42.312.01.PC.TE	312	339	15	328	20
C03H.42.325.01.L.C.TE	C03H.42.425.01.PC.TE	325	352	15	341	21
C03H.42.337.01.L.C.TE	C03H.42.337.01.PC.TE	337	364	15	353	22
C03H.42.350.01.L.C.TE	C03H.42.350.01.PC.TE	350	377	15	366	23
C03H.42.362.01.L.C.TE	C03H.42.362.01.PC.TE	362	389	15	378	24
C03H.42.375.01.L.C.TE	C03H.42.375.01.PC.TE	375	402	15	391	25
C03H.42.387.01.L.C.TE	C03H.42.387.01.PC.TE	387	414	15	403	25
C03H.42.400.01.L.C.TE	C03H.42.400.01.PC.TE	400	427	15	416	26

### 接头安装方式 Mounting bracket installation optional



\*C03H.42拖链接头安装方式示意图 Possible installation configurations  
\*接头安装方式取决于链节数是奇数还是偶数: 奇数为A1, 偶数为A2  
Depending on the number of links is odd or even. A1 for odd-numbered links and A2 for even-numbered links.

### C03H.42.Bi.01.PC



\*推荐架空长行程拖行应用  
For unsupported and gliding applications

**附件 Accessories**

		<b>C03竖分隔片</b> Vertical separators 产品编码Part No.: SV.C03.42 *详情Product information: P89		
		<b>横分隔片</b> Horizontal separators 产品编码Part No.: SH.03.12.000 *详情Product information: P90		

**① 技术参数 Installation dimensions**

	架空长度 Unsupported length	≤ 4.2m	速度/加速度 Speed / acceleration FL <sub>G</sub>	≤ 10 [m/s] / 50 [m/s <sup>2</sup> ]
	滑行距离 Sliding length	≤ 50m	速度/加速度 Speed / acceleration FL <sub>B</sub>	≤ 3 [m/s] / 6 [m/s <sup>2</sup> ]
	竖直悬挂 Vertical hanging	≤ 50m	滑行速度/加速度 Sliding speed / acceleration	≤ 4 [m/s] / 25 [m/s <sup>2</sup> ]
	垂直站立 Vertical standing	≤ 3.0m	允许温度 Permitted temperature	-40°C ~120°C
	侧向架空 Side-unsupported length	≤ 2.1m	阻燃等级 Flammability Class	UL94 HB

**🛒 预装拖链订购编码 Order code for pre-assembled cable carriers**

拖链本体 Body					选配 Optional	附件 Accessories			
<b>C03H . 42 . 200 . 075 . 020 .</b>					<b>A1LC</b>	<b>SV0203 . SH01 . SP . TE</b>			
拖链系列 Carrier series	内高 Inner height	内宽 Inner width	弯曲半径 Bend radius	链节数量 Link quantity	接头与安装形式 Mounting bracket & installation type	竖分隔片 Vertical separators <b>1</b>	横分隔片 Horizontal separators <b>2</b>	滑行垫 Sliding pads for cable carriers	去应力件 Tiewrap elements

- 1** SV0203: 每间隔2pcs空链节安装3pcs竖分隔片 Install 3pcs vertical separators every other 2pcs blank links  
**2** SH01: 横分隔片1pc 默认安装中间孔位 Horizontal separator 1pc installed in the middle hole

# DURAMOV® Plastic Cable Carriers

## DURAMOV® 塑料电缆拖链

### C03H.56 高强度电缆拖链 High-strength cable carriers

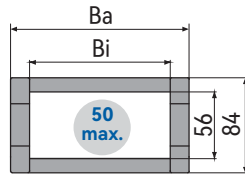
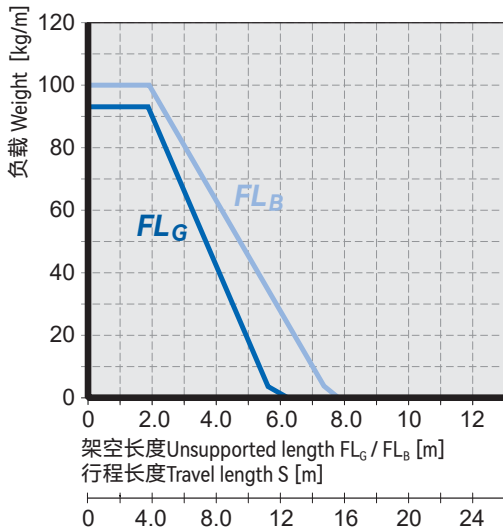


### 标准尺寸 Standard dimensions

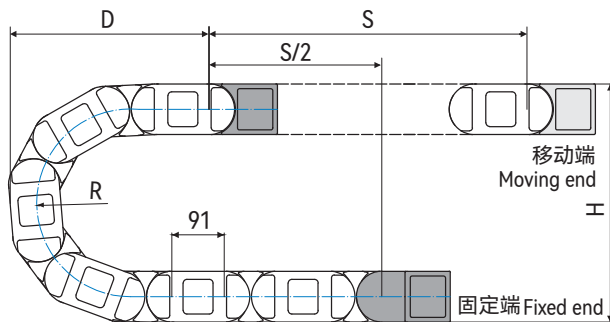
产品编码 Part No.	内宽 Bi		外宽 Ba		内高 Hi		外高 Ha		弯曲半径 R						重量 Weight [kg/m]
	Inner width [mm]	Outer width [mm]	Inner height [mm]	Outer height [mm]	Bend radius [mm]										
C03H.56.200.R	200	234	56	84	135	150	175	200	250	300	350	400	450	500	6.22
C03H.56.212.R	212	246	56	84	135	150	175	200	250	300	350	400	450	500	6.39
C03H.56.225.R	225	259	56	84	135	150	175	200	250	300	350	400	450	500	6.58
C03H.56.237.R	237	271	56	84	135	150	175	200	250	300	350	400	450	500	6.75
C03H.56.250.R	250	284	56	84	135	150	175	200	250	300	350	400	450	500	6.94
C03H.56.262.R	262	296	56	84	135	150	175	200	250	300	350	400	450	500	7.11
C03H.56.275.R	275	309	56	84	135	150	175	200	250	300	350	400	450	500	7.30
C03H.56.287.R	287	321	56	84	135	150	175	200	250	300	350	400	450	500	7.47
C03H.56.300.R	300	334	56	84	135	150	175	200	250	300	350	400	450	500	7.66
C03H.56.312.R	312	346	56	84	135	150	175	200	250	300	350	400	450	500	7.83
C03H.56.325.R	325	359	56	84	135	150	175	200	250	300	350	400	450	500	8.02
C03H.56.337.R	337	371	56	84	135	150	175	200	250	300	350	400	450	500	8.19
C03H.56.350.R	350	384	56	84	135	150	175	200	250	300	350	400	450	500	8.38
C03H.56.362.R	362	396	56	84	135	150	175	200	250	300	350	400	450	500	8.55
C03H.56.375.R	375	409	56	84	135	150	175	200	250	300	350	400	450	500	8.74
C03H.56.387.R	387	421	56	84	135	150	175	200	250	300	350	400	450	500	8.91
C03H.56.400.R	400	434	56	84	135	150	175	200	250	300	350	400	450	500	9.10
C03H.56.412.R	412	446	56	84	135	150	175	200	250	300	350	400	450	500	9.27
C03H.56.425.R	425	459	56	84	135	150	175	200	250	300	350	400	450	500	9.46
C03H.56.437.R	437	471	56	84	135	150	175	200	250	300	350	400	450	500	9.63
C03H.56.450.R	450	484	56	84	135	150	175	200	250	300	350	400	450	500	9.82
C03H.56.462.R	462	496	56	84	135	150	175	200	250	300	350	400	450	500	9.99
C03H.56.475.R	475	509	56	84	135	150	175	200	250	300	350	400	450	500	10.18
C03H.56.487.R	487	521	56	84	135	150	175	200	250	300	350	400	450	500	10.35
C03H.56.500.R	500	534	56	84	135	150	175	200	250	300	350	400	450	500	10.54
C03H.56.512.R	512	546	56	84	135	150	175	200	250	300	350	400	450	500	10.71
C03H.56.525.R	525	559	56	84	135	150	175	200	250	300	350	400	450	500	10.90
C03H.56.537.R	537	571	56	84	135	150	175	200	250	300	350	400	450	500	11.07
C03H.56.550.R	550	584	56	84	135	150	175	200	250	300	350	400	450	500	11.26
C03H.56.600.R	600	634	56	84	135	150	175	200	250	300	350	400	450	500	11.98

\*根据要求提供 Available upon request

## 安装尺寸 Installation dimensions

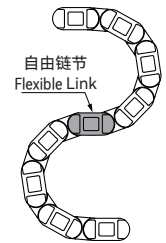


内高 Inner height  $B_i$ : 56mm  
 节距 Link pitch T: 91mm  
 链节数 Link quantity: 11pcs/m  
 安装高度 Clearance height  $H_f$ :  $H+50$ mm  
 拖链长度 Carrier length:  $S/2+K$



\*如果架空长度超限,拖链自滑行需要采用导向槽P84.  
 If the unsupported length is exceeded, the cable carrier must glide on itself. This requires a guide trough P84.

R	135	150	175	200	250	300	350	400	450	450
H	354	384	434	484	584	684	784	884	984	1084
D	314	329	354	379	429	479	529	579	629	679
K	610	655	735	815	970	1125	1285	1440	1600	1755

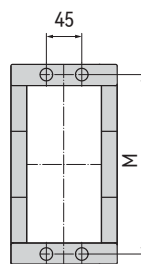
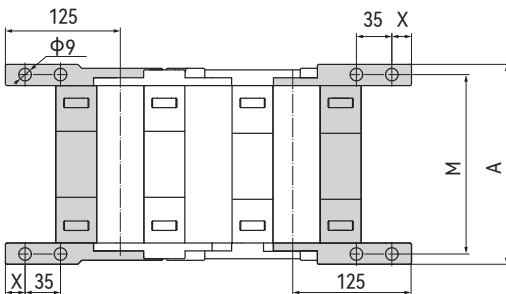


实际安装高度 The required clearance height:  $H_f=H+40$ mm (负载 Fill weight 2.5kg/m)

\*S型站立  
 \*S-shaped Standing

## 拖链接头尺寸 Mounting bracket dimensions

0:固定端 Fixed end      1:移动端 Moving end



产品编码 Part No.:  
**C03H.56.100.01.P.C.TE**

- 去应力件 Tiewrap elements
- C型槽材料 C-profile material
- C: 镀锌钢 Galvanized steel
- E: 不锈钢 Stainless steel
- P: 摆动设计 Pivoting
- L: 固定设计 Locking
- 固定端+移动端 Fixed end + Moving end
- 拖链内宽 Inner width
- 拖链内高 Inner height
- 拖链系列 Carrier series



# DURAMOV® Plastic Cable Carriers

## DURAMOV® 塑料电缆拖链

DURAMOV® C03H.56

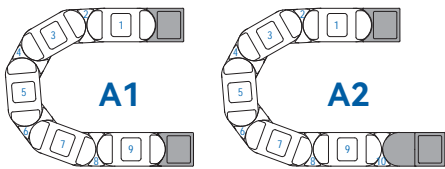
www.csb-ep.com  
sales@csb-ep.com

电话: 0573 84186133/84185527  
Tel: 0086 573 84187009

产品编码 (固定) Part No. Locking	产品编码 (摆动) Part No. Pivoting	拖链内宽 Inner width Bi [mm]	A [mm]	X [mm]	M [mm]	去应力件 Tiewrap elements [pcs]
C03H.56.200 .01.L.C.TE	C03H.56.200 .01.PC.TE	200	241	20	223	13
C03H.56.212 .01.L.C.TE	C03H.56.212 .01.PC.TE	212	253	20	235	14
C03H.56.225 .01.L.C.TE	C03H.56.225 .01.PC.TE	225	266	20	248	15
C03H.56.237 .01.L.C.TE	C03H.56.237 .01.PC.TE	237	278	20	260	15
C03H.56.250 .01.L.C.TE	C03H.56.250 .01.PC.TE	250	291	20	273	16
C03H.56.262 .01.L.C.TE	C03H.56.262 .01.PC.TE	262	303	20	285	17
C03H.56.275 .01.L.C.TE	C03H.56.275 .01.PC.TE	275	316	20	298	18
C03H.56.287 .01.L.C.TE	C03H.56.287 .01.PC.TE	287	328	20	310	19
C03H.56.300 .01.L.C.TE	C03H.56.300 .01.PC.TE	300	341	20	323	20
C03H.56.312 .01.L.C.TE	C03H.56.312 .01.PC.TE	312	353	20	335	20
C03H.56.325 .01.L.C.TE	C03H.56.325 .01.PC.TE	325	366	20	348	21
C03H.56.337 .01.L.C.TE	C03H.56.337 .01.PC.TE	337	378	20	360	22
C03H.56.350 .01.L.C.TE	C03H.56.350 .01.PC.TE	350	391	20	373	23
C03H.56.362 .01.L.C.TE	C03H.56.362 .01.PC.TE	362	403	20	385	24
C03H.56.375 .01.L.C.TE	C03H.56.375 .01.PC.TE	375	416	20	398	25
C03H.56.387 .01.L.C.TE	C03H.56.387 .01.PC.TE	387	428	20	410	25
C03H.56.400 .01.L.C.TE	C03H.56.400 .01.PC.TE	400	441	20	423	26
C03H.56.412 .01.L.C.TE	C03H.56.412 .01.PC.TE	412	453	20	435	27
C03H.56.425 .01.L.C.TE	C03H.56.425 .01.PC.TE	425	466	20	448	28
C03H.56.437 .01.L.C.TE	C03H.56.437 .01.PC.TE	437	478	20	460	29
C03H.56.450 .01.L.C.TE	C03H.56.450 .01.PC.TE	450	491	20	473	30
C03H.56.462 .01.L.C.TE	C03H.56.462 .01.PC.TE	462	503	20	485	30
C03H.56.475 .01.L.C.TE	C03H.56.475 .01.PC.TE	475	516	20	498	31
C03H.56.487 .01.L.C.TE	C03H.56.487 .01.PC.TE	487	528	20	510	32
C03H.56.500 .01.L.C.TE	C03H.56.500 .01.PC.TE	500	541	20	523	33
C03H.56.512 .01.L.C.TE	C03H.56.512 .01.PC.TE	512	553	20	535	34
C03H.56.525 .01.L.C.TE	C03H.56.525 .01.PC.TE	525	566	20	548	35
C03H.56.537 .01.L.C.TE	C03H.56.537 .01.PC.TE	537	578	20	560	35
C03H.56.550 .01.L.C.TE	C03H.56.550 .01.PC.TE	550	591	20	573	36
C03H.56.600 .01.L.C.TE	C03H.56.600 .01.PC.TE	600	641	20	623	40

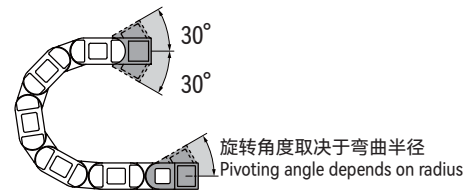
\*根据要求提供 Available upon request

### 接头安装方式 Mounting bracket installation optional



\*C03H.56拖链接头安装方式示意图 Possible installation configurations  
\*接头安装方式取决于链节数是奇数还是偶数: 奇数为A1, 偶数为A2  
Depending on the number of links is odd or even. A1 for odd-numbered links and A2 for even-numbered links.

### C03H.56.Bi.01.PC



\*推荐架空长行程拖行应用  
For unsupported and gliding applications

**附件 Accessories**

		<b>C03竖分隔片</b> Vertical separators 产品编码Part No.: SVC.C03.56 *详情Product information: P89		<b>C03 C型支架 C-profile brackets</b> *详情Product information: P95		<b>C03消除应力元件 Tie-wrap elements</b> *详情Product information: P96
		<b>横分隔片</b> Horizontal separators 产品编码Part No.: SH.04.15.000 *详情Product information: P92		<b>电缆夹 Cable clamp</b> *详情Product information: P97		<b>C03滑行垫 Sliding pads for cable carriers</b> *详情Product information: P91
	<b>BL01 波纹管 Bellows</b> *详情Product information: P98			<b>BL01波纹管支架 Brackets</b> *详情Product information: P101		

**① 技术参数 Installation dimensions**

	架空长度 Unsupported length	≤ 5m	速度/加速度 Speed / acceleration FL <sub>G</sub>	≤ 10 [m/s] / 50 [m/s <sup>2</sup> ]
	滑行距离 Sliding length	≤ 70m	速度/加速度 Speed / acceleration FL <sub>B</sub>	≤ 3 [m/s] / 6 [m/s <sup>2</sup> ]
	竖直悬挂 Vertical hanging	≤ 40m	滑行速度/加速度 Sliding speed / acceleration	≤ 4 [m/s] / 25 [m/s <sup>2</sup> ]
	垂直站立 Vertical standing	≤ 3.0m	允许温度 Permitted temperature	-40°C ~120°C
	侧向架空 Side-unsupported length	≤ 2.5m	阻燃等级 Flammability Class	UL94 HB

**🛒 预装拖链订购编码 Order code for pre-assembled cable carriers**

拖链本体 Body					选配 Optional	附件 Accessories			
<b>C03H . 56 . 200 . 150 . 020 .</b>					<b>A1LC</b>	<b>SV0203 . SH01 . SP . TE</b>			
拖链系列 Carrier series	内高 Inner height	内宽 Inner width	弯曲半径 Bend radius	链节数量 Link quantity	接头与安装形式 Mounting bracket & installation type	① 竖分隔片 Vertical separators	② 横分隔片 Horizontal separators	滑行垫 Sliding pads for cable carriers	去应力件 Tie-wrap elements

- ① SV0203: 每间隔2pcs空链节安装3pcs竖分隔片 Install 3pcs vertical separators every other 2pcs blank links  
 ② SH01: 横分隔片1pc 默认安装中间孔位 Horizontal separator 1pc installed in the middle hole



# DURAMOV® Plastic Cable Carriers

## DURAMOV® 塑料电缆拖链

### C03H.80 高强度电缆拖链 High-strength cable carriers

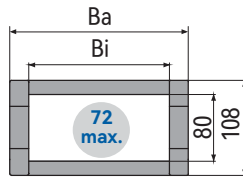
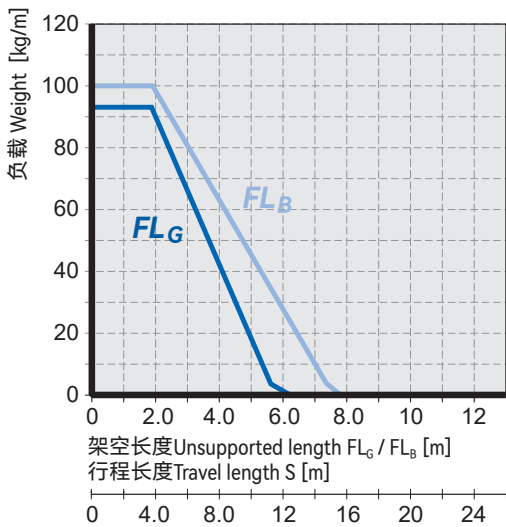


#### 标准尺寸 Standard dimensions

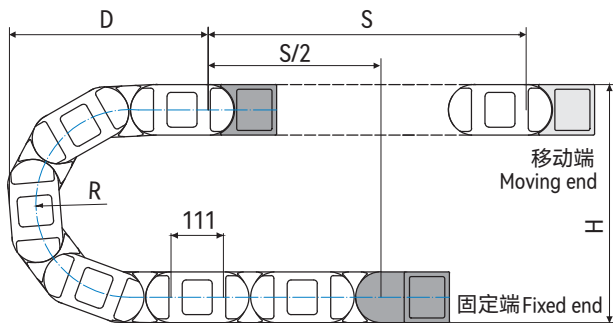
产品编码 Part No.	内宽 Bi		外宽 Ba		内高 Hi		外高 Ha		弯曲半径 R					重量 Weight [kg/m]
	Inner width [mm]	Outer width [mm]	Inner height [mm]	Outer height [mm]	Bend radius [mm]									
C03H.80.200.R	200	248	80	108	150	200	250	300	350	400	450	500	8.37	
C03H.80.212.R	212	260	80	108	150	200	250	300	350	400	450	500	8.52	
C03H.80.225.R	225	273	80	108	150	200	250	300	350	400	450	500	8.66	
C03H.80.237.R	237	285	80	108	150	200	250	300	350	400	450	500	8.82	
C03H.80.250.R	250	298	80	108	150	200	250	300	350	400	450	500	8.96	
C03H.80.262.R	262	310	80	108	150	200	250	300	350	400	450	500	9.11	
C03H.80.275.R	275	323	80	108	150	200	250	300	350	400	450	500	9.25	
C03H.80.288.R	288	336	80	108	150	200	250	300	350	400	450	500	9.41	
C03H.80.300.R	300	348	80	108	150	200	250	300	350	400	450	500	9.55	
C03H.80.313.R	313	361	80	108	150	200	250	300	350	400	450	500	9.70	
C03H.80.325.R	325	373	80	108	150	200	250	300	350	400	450	500	9.84	
C03H.80.338.R	338	386	80	108	150	200	250	300	350	400	450	500	10.00	
C03H.80.350.R	350	398	80	108	150	200	250	300	350	400	450	500	10.14	
C03H.80.362.R	362	410	80	108	150	200	250	300	350	400	450	500	10.28	
C03H.80.375.R	375	423	80	108	150	200	250	300	350	400	450	500	10.43	
C03H.80.387.R	387	435	80	108	150	200	250	300	350	400	450	500	10.58	
C03H.80.400.R	400	448	80	108	150	200	250	300	350	400	450	500	10.73	
C03H.80.412.R	412	460	80	108	150	200	250	300	350	400	450	500	10.87	
C03H.80.425.R	425	473	80	108	150	200	250	300	350	400	450	500	11.02	
C03H.80.437.R	437	485	80	108	150	200	250	300	350	400	450	500	11.17	
C03H.80.450.R	450	498	80	108	150	200	250	300	350	400	450	500	11.32	
C03H.80.462.R	462	510	80	108	150	200	250	300	350	400	450	500	11.46	
C03H.80.475.R	475	523	80	108	150	200	250	300	350	400	450	500	11.61	
C03H.80.487.R	487	535	80	108	150	200	250	300	350	400	450	500	11.76	
C03H.80.500.R	500	548	80	108	150	200	250	300	350	400	450	500	11.91	
C03H.80.512.R	512	560	80	108	150	200	250	300	350	400	450	500	12.05	
C03H.80.525.R	525	573	80	108	150	200	250	300	350	400	450	500	12.20	
C03H.80.537.R	537	585	80	108	150	200	250	300	350	400	450	500	12.35	
C03H.80.550.R	550	598	80	108	150	200	250	300	350	400	450	500	12.50	
C03H.80.600.R	600	648	80	108	150	200	250	300	350	400	450	500	13.09	

\*根据要求提供 Available upon request

## 安装尺寸 Installation dimensions



内高 Inner height  $B_i$ : 80mm  
 节距 Link pitch  $T$ : 111mm  
 链节数 Link quantity: 9pcs/m  
 安装高度 Clearance height  $H_f$ :  $H+60$ mm  
 拖链长度 Carrier length:  $S/2+K$



\*如果架空长度超限,拖链自滑行需要采用导向槽P84.  
 If the unsupported length is exceeded, the cable carrier must slide on itself. This requires a guide trough P84.

R	150	200	250	300	350	400	450	500
H	408	508	608	708	808	908	1008	1108
D	445	495	545	595	645	695	745	795
K	693	850	1007	1164	1321	1479	1635	1793

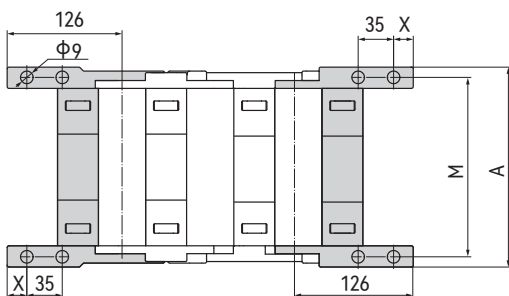


实际安装高度 The required clearance height:  $H_f=H+40$ mm (负载 Fill weight 2.5kg/m)

\*可S型站立  
 \*S-shaped Standing

## 拖链接头尺寸 Mounting bracket dimensions

0:固定端 Fixed end      1:移动端 Moving end



产品编码 Part No.:  
**C03H.80.100.01.P.C.TE**



- 去应力件 Tiewrap elements
- C型槽材料 C-profile material
- C: 镀锌钢 Galvanized steel
- E: 不锈钢 Stainless steel
- P: 摆动设计 Pivoting
- L: 固定设计 Locking
- 固定端+移动端 Fixed end + Moving end
- 拖链内宽 Inner width
- 拖链内高 Inner height
- 拖链系列 Carrier series

# DURAMOV® Plastic Cable Carriers

## DURAMOV® 塑料电缆拖链

DURAMOV® C03H.80

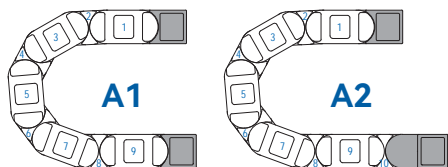
www.csb-ep.com  
sales@csb-ep.com

电话: 0573 84186133/84185527  
Tel: 0086 573 84187009

产品编码 (固定) Part No. Locking	产品编码 (摆动) Part No. Pivoting	拖链内宽 Inner width Bi [mm]	A [mm]	X [mm]	M [mm]	去应力件 Tiewrap elements [pcs]
C03H.80.200 .01.L.C.TE	C03H.80.200 .01.PC.TE	200	248	21	228	13
C03H.80.212 .01.L.C.TE	C03H.80.212 .01.PC.TE	212	260	21	240	14
C03H.80.225 .01.L.C.TE	C03H.80.225 .01.PC.TE	225	273	21	253	15
C03H.80.237 .01.L.C.TE	C03H.80.237 .01.PC.TE	237	285	21	265	15
C03H.80.250 .01.L.C.TE	C03H.80.250 .01.PC.TE	250	298	21	278	16
C03H.80.262 .01.L.C.TE	C03H.80.262 .01.PC.TE	262	310	21	290	17
C03H.80.275 .01.L.C.TE	C03H.80.275 .01.PC.TE	275	323	21	303	18
C03H.80.288 .01.L.C.TE	C03H.80.288 .01.PC.TE	288	336	21	316	19
C03H.80.300 .01.L.C.TE	C03H.80.300 .01.PC.TE	300	348	21	328	20
C03H.80.313 .01.L.C.TE	C03H.80.313 .01.PC.TE	313	361	21	341	20
C03H.80.325 .01.L.C.TE	C03H.80.325 .01.PC.TE	325	373	21	353	21
C03H.80.338 .01.L.C.TE	C03H.80.338 .01.PC.TE	338	386	21	366	22
C03H.80.350 .01.L.C.TE	C03H.80.350 .01.PC.TE	350	398	21	378	23
C03H.80.362 .01.L.C.TE	C03H.80.362 .01.PC.TE	362	410	21	390	24
C03H.80.375 .01.L.C.TE	C03H.80.375 .01.PC.TE	375	423	21	403	25
C03H.80.387 .01.L.C.TE	C03H.80.387 .01.PC.TE	387	435	21	415	25
C03H.80.400 .01.L.C.TE	C03H.80.400 .01.PC.TE	400	448	21	428	26
C03H.80.412 .01.L.C.TE	C03H.80.412 .01.PC.TE	412	460	21	440	27
C03H.80.425 .01.L.C.TE	C03H.80.425 .01.PC.TE	425	473	21	453	28
C03H.80.437 .01.L.C.TE	C03H.80.437 .01.PC.TE	437	485	21	465	29
C03H.80.450 .01.L.C.TE	C03H.80.450 .01.PC.TE	450	498	21	478	30
C03H.80.462 .01.L.C.TE	C03H.80.462 .01.PC.TE	462	510	21	490	30
C03H.80.475 .01.L.C.TE	C03H.80.475 .01.PC.TE	475	523	21	503	31
C03H.80.487 .01.L.C.TE	C03H.80.487 .01.PC.TE	487	535	21	515	32
C03H.80.500 .01.L.C.TE	C03H.80.500 .01.PC.TE	500	548	21	528	33
C03H.80.512 .01.L.C.TE	C03H.80.512 .01.PC.TE	512	560	21	540	34
C03H.80.525 .01.L.C.TE	C03H.80.525 .01.PC.TE	525	573	21	553	35
C03H.80.537 .01.L.C.TE	C03H.80.537 .01.PC.TE	537	585	21	565	35
C03H.80.550.01.L.C.TE	C03H.80.550.01.PC.TE	550	598	21	578	36
C03H.80.600.01.L.C.TE	C03H.80.600.01.PC.TE	600	648	21	628	40

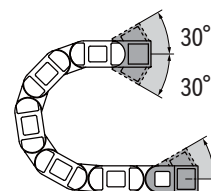
\*根据要求提供 Available upon request

### 接头安装方式 Mounting bracket installation optional



\*C03H.80拖链接头安装方式示意图 Possible installation configurations  
\*接头安装方式取决于链节数是奇数还是偶数: 奇数为A1, 偶数为A2  
Depending on the number of links is odd or even. A1 for odd-numbered links and A2 for even-numbered links.

### C03H.80.Bi.01.PC



旋转角度取决于弯曲半径  
Pivoting angle depends on radius

\*推荐架空长行程拖行应用  
For unsupported and gliding applications

## 附件 Accessories

		<b>C03竖分隔片</b> Vertical separators 产品编码Part No.: SV.C03.80 *详情Product information: P89		<b>C03 C型支架 C-profile brackets</b> *详情Product information: P95		<b>C03消除应力元件 Tiwrap elements</b> *详情Product information: P96
		<b>横分隔片</b> Horizontal separators 产品编码Part No.: SH.04.15.000 *详情Product information: P92		<b>电缆夹 Cable clamp</b> *详情Product information: P97		<b>C03滑行垫 Sliding pads for cable carriers</b> *详情Product information: P91
		<b>BL01波纹管 Bellows</b> *详情Product information: P98				
		<b>BL01波纹管支架 Brackets</b> *详情Product information: P101				

## ① 技术参数 Installation dimensions

	架空长度 Unsupported length	≤ 5.8m	速度/加速度 Speed / acceleration FL <sub>G</sub>	≤ 10 [m/s] / 50 [m/s <sup>2</sup> ]
	滑行距离 Sliding length	≤ 100m	速度/加速度 Speed / acceleration FL <sub>B</sub>	≤ 3 [m/s] / 6 [m/s <sup>2</sup> ]
	竖直悬挂 Vertical hanging	≤ 60m	滑行速度/加速度 Sliding speed / acceleration	≤ 4 [m/s] / 25 [m/s <sup>2</sup> ]
	垂直站立 Vertical standing	≤ 4.0m	允许温度 Permitted temperature	-40°C ~120°C
	侧向架空 Side-unsupported length	≤ 3.0m	阻燃等级 Flammability Class	UL94 HB

## 🛒 预装拖链订购编码 Order code for pre-assembled cable carriers

拖链本体 Body					选配 Optional	附件 Accessories			
<b>C03H . 80 . 200 . 150 . 020 .</b>					<b>A1LC</b>	<b>SV0203 . SH01 . SP . TE</b>			
拖链系列 Carrier series	内高 Inner height	内宽 Inner width	弯曲半径 Bend radius	链节数量 Link quantity	接头与安装形式 Mounting bracket & installation type	竖分隔片 Vertical separators	横分隔片 Horizontal separators	滑行垫 Sliding pads for cable carriers	去应力件 Tiwrap elements
						①	②		

- ① SV0203: 每间隔2pcs空链节安装3pcs竖分隔片 Install 3pcs vertical separators every other 2pcs blank links  
 ② SH01: 横分隔件1pc 默认安装中间孔位 Horizontal separator 1pc installed in the middle hole